



P.H.P.U.
IZOL PLAST
Sp. z o.o.
44-362 Rogów
ul. Raciborska 79
tel./fax 32-4512444,
32-4512010
www.izol-plast.rogow.pl

INDEX CARD

Flameproof multi-outlet transformer stations IT3Sm-1 * / * / ** - *, IT3Sm-2 * / * / ** - *, IT3Sm-4 * / * / ** - *

Flame-proof transformer stations of the above-mentioned series of types consist of three basic chambers: HV chamber, power transformer chamber and LV chamber.

The GN chamber of the station can be made in two versions.

Version I - the HV chamber, made of a cylinder with closed flameproof doors through a locking ring, equipped with a transformer switch with an RG3 earthing switch to de-energize the station when the transformer is idle. The equipment includes IT3Sm- * * / * / * R- * stations.

Version II - GN chamber with a structure closed on both sides with two hinged rectangular doors locked with hexagonal screws, equipped with a transformer switch disconnecter with an earthing switch type RG3, a Rollarc contactor type 400 and a protection relay type SEPAM. The equipment includes IT3Sm- * * / * / * SP- * stations.

The station's power transformer chamber can be made in three versions.

Version I - power transformer chamber built as a flameproof casing in the form of a ladle with air cooling made of two rows of pipes adjacent along the side walls. Chamber for 315kVA and 400kVA transformers.

Version II - the chamber is made similarly to version I. Chamber for transformers with the capacity of 500kVA and 630kVA.

Version III - power transformer chamber built as a flameproof casing in the form of a ladle with air cooling made of flat bars adjacent to the walls of the ladle. Chamber for 1000kVA transformers.

The DN chamber of the station can be made in three versions and has two cable inlets for each outlet.

Version I - DN chamber made in the form of a cylinder with closed flameproof doors through a locking ring, this applies to stations type IT3Sm-1 * / * / ** -R, IT3Sm-1 * / * / ** -U, IT3Sm-1 * / * / ** -U2.

Version II - DN chamber with a structure closed on both sides with two hinged rectangular doors locked with hexagonal screws, this applies to transformer stations type IT3Sm-2 * / * / ** - *. The 2-outlet DN chamber is intended for transformer stations with the capacity of 400kVA, 500kVA, 630kVA and 1000kVA.

Version III - DN chamber with a structure closed on both sides through four hinged rectangular doors locked with hexagonal screws, this applies to the station type IT3Sm-4 * / * / ** - *. The 4-outlet DN chamber is intended only for transformer stations with the capacity of 500kVA, 630kVA and 1000kVA.

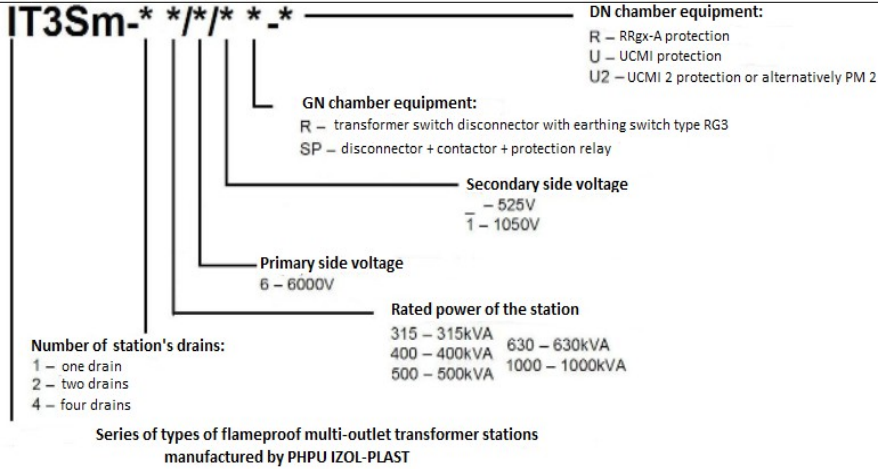





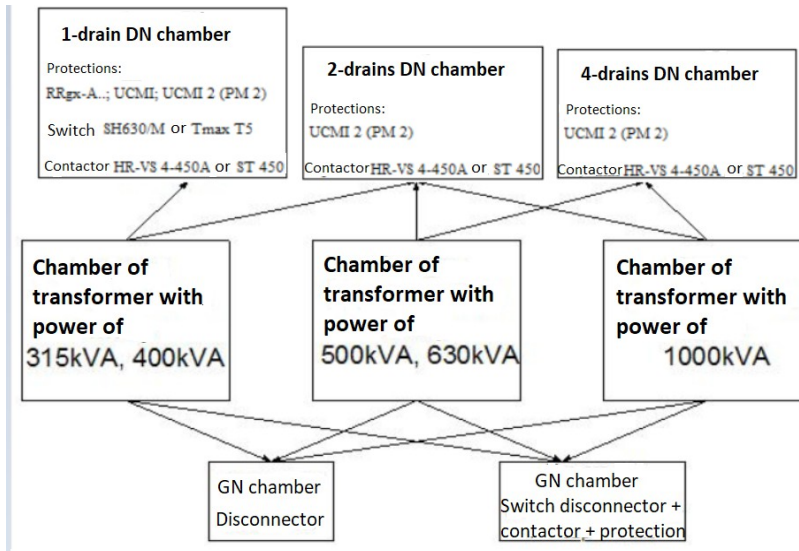
P.H.P.U.
IZOL PLAST
 Sp. z o.o.
 44-362 Rogów
 ul. Raciborska 79
 tel./fax 32-4512444,
 32-4512010
 www.izol-plast.rogow.pl

INDEX CARD

Flameproof multi-outlet transformer stations IT3Sm-1 * / * / ** - *, IT3Sm-2 * / * / ** - *, IT3Sm-4 * / * / ** - *,



Flameproof multi-outlet transformer stations IT3Sm- * / * / ** - * manufactured in various configurations depending on the customer's wishes:



View of the GN chamber - side of the switch disconnector



View of the GN chamber - side of the contactor



P.H.P.U.
IZOL PLAST
 Sp. z o.o.
 44-362 Rogów
 ul. Raciborska 79
 tel./fax 32-4512444,
 32-4512010
 www.izol-plast.rogow.pl

INDEX CARD

Flameproof multi-outlet transformer stations IT3Sm-1 * / * / ** - *, IT3Sm-2 * / * / ** - *, IT3Sm-4 * / * / ** - *

*A series of types of flameproof multi-outlet transformer stations type IT3Sm-1 * / * / ** - * (single-outlet stations).*



Type		Power S_n	Site tension DN U_{2n}	Stream flow I_{2n}
Switch disconnector type RG3	RG3 switch disconnector + 400D Rollarc contactor + SEPAM type protection relay			
IT3Sm-1 315/6 R-R, IT3Sm-1 315/6 R-U, IT3Sm-1 315/6 R-U2	-----	315 kVA	525 V	346 A
IT3Sm-1 400/6 R-R, IT3Sm-1 400/6 R-U, IT3Sm-1 400/6 R-U2	IT3Sm-1 400/6 SP-R, IT3Sm-1 400/6 SP-U, IT3Sm-1 400/6 SP-U2	400 kVA	525 V	440 A
IT3Sm-1 400/6/1 R-R, IT3Sm-1 400/6/1 R-U, IT3Sm-1 400/6/1 R-U2	IT3Sm-1 400/6/1 SP-R, IT3Sm-1 400/6/1 SP-U, IT3Sm-1 400/6/1 SP-U2	400 kVA	1050 V	220 A

*Series of types of flameproof multi-outlet transformer stations type IT3Sm-2 * / * / ** - * (double-outlet stations).*

Type		Power S_n	Site tension DN U_{2n}	Stream flow I_{2n}
Switch disconnector type RG3	RG3 switch disconnector + 400D Rollarc contactor + SEPAM type protection relay			
IT3Sm-2 400/6 R-U2	IT3Sm-2 400/6 SP-U2	400 kVA	525 V	220 A
IT3Sm-2 400/6/1 R-U2	IT3Sm-2 400/6/1 SP-U2	400 kVA	1050 V	110 A
IT3Sm-2 500/6 R-U2	IT3Sm-2 500/6 SP-U2	500 kVA	525 V	275 A
IT3Sm-2 630/6/1 R-U2	IT3Sm-2 630/6/1 SP-U2	630 kVA	1050 V	173 A
IT3Sm-2 1000/6/1 R-U2	IT3Sm-2 1000/6/1 SP-U2	1000 kVA	1050 V	275 A

*Series of types of flameproof multi-outlet transformer stations type IT3Sm-4 * / * / ** - * (four-outlet stations).*

Type		Power S_n	Site tension DN U_{2n}	Stream flow I_{2n}
Switch disconnector type RG3	RG3 switch disconnector + 400D Rollarc contactor + SEPAM type protection relay			
IT3Sm-4 500/6 R-U2	IT3Sm-4 500/6 SP-U2	500 kVA	525 V	137 A
IT3Sm-4 630/6/1 R-U2	IT3Sm-4 630/6/1 SP-U2	630 kVA	1050 V	86 A
IT3Sm-4 1000/6/1 R-U2	IT3Sm-4 1000/6/1 SP-U2	1000 kVA	1050 V	137 A



View of the DN IT3Sm-2 400/6/1 SP-U2 chamber

Flame-proof transformer stations type IT3Sm- ** / * / ** - * have the following rated and short-circuit data:



P.H.P.U.
IZOL PLAST
 Sp. z o.o.
 44-362 Rogów
 ul. Raciborska 79
 tel./fax 32-4512444,
 32-4512010
 www.izol-plast.rogow.pl

INDEX CARD

Flameproof multi-outlet transformer stations IT3Sm-1 * / * / * * - * , IT3Sm-2 * / * / * * - * , IT3Sm-4 * / * / * * - * .

Station type	Power S _n	Rated voltage		Frequency	Number of phases	Rated current		Connection arrangement
		site GN U _{1n}	site DN U _{2n}			site GN I _{1n}	site DN I _{2n}	
	kVA	V	V	Hz	-	A	A	-
IT3Sm-* 315/6 *-*	315	6000±5%	525	50	3	30,3	346	Yy0
IT3Sm-* 400/6 *-*	400	6000±5%	525	50	3	38,5	440	Yy0
IT3Sm-* 400/6/1 *-*	400	6000±5%	1050	50	3	38,5	220	Yy0
IT3Sm-* 500/6 *-*	500	6000±5%	525	50	3	48,2	550	Yy0
IT3Sm-* 630/6/1 *-*	630	6000±5%	1050	50	3	60,6	346	Yy0
IT3Sm-* 1000/6/1 *-*	1000	6000±5%	1050	50	3	96	550	Yy0

Station type	Power S _n	Short circuit voltage	Losses		Weight	Work	Cooling	Insulation class	Degree of protection
			sterile P ₀	load P					
	kVA	%	W	W	kg	-	-	-	-
IT3Sm-* 315/6 *-*	315	3,7	1400	2900	3100	C	AN-AN	C (H)	IP-54
IT3Sm-* 400/6 *-*	400	4,3	2300	3700	3300	C	AN-AN	C (H)	IP-54
IT3Sm-* 400/6/1 *-*	400	4,3	2300	3500	3300	C	AN-AN	C (H)	IP-54
IT3Sm-* 500/6 *-*	500	4,1	2300	3500	4300	C	AN-AN	C (H)	IP-54
IT3Sm-* 630/6/1 *-*	630	4,3	2500	5200	4700	C	AN-AN	C (H)	IP-54
IT3Sm-* 1000/6/1 *-*	1000	4,0	2700	5300	5600	C	AN-AN	C (H)	IP-54

The UCMI 2 control and protection device can be used interchangeably with the PM-2 microprocessor relay. These protections are used in the DN equipment compartment of the IT3Sm-1 * / * / * * -U₂, IT3Sm-2 * / * / * * - * and IT3Sm-4 * / * / * * - * stations. The equipment of the DN chamber is adapted to the connection of both UCMI 2 or PM-2 type protections.

The universal control and protection device UCMI and UCMI 2 can be used in power supply stations for frequency converters. The UCMI and UCMI 2 devices control IT networks in the frequency range 0.2 - 60 Hz.

Certificate:

Flameproof multi-outlet transformer stations type IT3Sm-1 * / * / * * - * , IT3Sm-2 * / * / * * - * , IT3Sm-4 * / * / * * - * have the EU type examination certificate: OBAC 15ATEX0006X of 27 August 2015 and Annex 2 to the certificate of January 15, 2019. issued by the Center for Testing, Attestation and Certification OBAC Sp. z o. o. in Gliwice.

The basic requirements of safety and health protection were implemented by meeting the requirements of the following standards:

- PN-EN 60079-0:2013 (EN 60079-0:2012); PN-EN 60079-1:2014 (EN 60079-0:2014); PN-EN 60079-11:2012 (EN 60079-0:2012).

Flameproof multi-outlet transformer stations IT3Sm-1 * / * / * * -U₂, IT3Sm-2 * / * / * * -U₂, IT3Sm-4 * / * / * * -U₂ are marked with:

I M2 Ex db [ia] I Mb

Flameproof multi-outlet transformer stations IT3Sm-1 * / * / * * -R, IT3Sm-1 * / * / * * -U are marked with:

I M2 Ex db [ib] I Mb

Flameproof multi-outlet transformer stations IT3Sm-1 * / * / * * - * , IT3Sm-2 * / * / * * - * , IT3Sm-4 * / * / * * - * have the approval of the State Mining Authority:

- GX-61/15 – transformer station in IT3Sm-1 version 315/6 / * * - * with a power of 315kVA, rated voltage 6kV;
- GX-62/15 – transformer station in IT3Sm-1 400/6 / * * - * and IT3Sm-2 400/6 / * * - * versions, 400kVA, rated voltage 6kV;
- GX-63/15 – transformer station in IT3Sm-2 500/6 / * * - * and IT3Sm-4 500/6 / * * - * versions, 500kVA, rated voltage 6kV;
- GX-64/15 – transformer station in IT3Sm-2 630/6 / * * - * and IT3Sm-4 630/6 / * * - * versions, 630kVA, rated voltage 6kV;
- GX-65/15 – transformer station in IT3Sm-2 1000/6 / * * - * and IT3Sm-4 1000/6 / * * - * versions with a power of 1000kVA, rated voltage 6kV.